


# Heritage Week



### *Special points of interest:*

- Flag Day
- Adirondack Museum
- Making Journals
- Fish Hatchery
- Grandmother Tree
- Wild Animals
- Heritage Concert
- The Wild Center
- Thank you to our Third Grader reporters.

## Elementary Students Learn about Natural History

Heritage Week began with **Flag Day** on Friday, June 12th. We walked in the parade. A special event was the showing of the fifth grade Videos of Local People. They did a great job! Then we went outside and enjoyed ice cream from the Veterans. Thank you!

lery where there is a special exhibit this year. There were beautiful paintings in the gallery. Some of the paintings had waterfalls that looked real. There was a great sunset painting. There was even a painting by Molly Brouters' grandpa's friend!

### The Old School House

By Casey Wells

We visited an old school house. James and I rode on a seesaw horse with Reece. I sat on a carved wooded bear. We played a game of "skittles" where you have an acorn that has to stay spinning through the mountains and lakes. Mr. Schisler made these beautiful toys. He is a master craftsman. A bunch of us tried the stilts. These are old fashioned games. It was fun!

Art is a talent than many people can do. Art is one of my talents and my sister's too. Some people start from a sketch. Do you know what a sketch is? A sketch in art is like a draft when you are writing. You should try art!



## Adirondack Museum

### The Art Gallery

By Rachel Monthony

On Monday we went to the Adirondack Museum in Blue Mountain. First we went to the Art Gal-

### Bill Smith


By Molly Brouters

When we were at the Adirondack Museum on Monday we got to spend some special time with Bill Smith. He showed us pelts and skulls. The black bear skin is fuzzy. It was so soft I could fall asleep on it. There was a coyote skin and it still

had its head to toes on it. When he passed by with the bear skin, he made it jump after him and said "He's trying to get me!" We laughed. There was a beaver skull and Bill Smith found a log that a little beaver chewed.

We made "limberjacks", or wooden dancing people in school. We painted them and then used nails

and Cotter pins to put on the arms and legs. Mrs. Charlotte DeFillipo helped with our project and we thank her! We made our dancing people dance with Bill Smith. He sang "Waltzing with Bears" and he sang "My Uncle Walter goes wa..wa..waltzing with bears." We had a great time with Bill Smith!




## Quilting Exhibit at the Museum

By James Bridges

The quilts at the quilting exhibit were amazing! One of them, that had a tree, looked just like a painting. There were crazy quilts. Some of the quilts were old and some were new. We heard stories about what they meant.

We got to play games like making our own quilts out of wooden blocks. We sat on bean bags and there was a wall where you could stick pieces of felt onto the wall to make a quilt

design. I really enjoyed going to the Adirondack Museum.



## Journal Making

By Arlo Smith

On Tuesday, we went to the school library and met Mrs. Paula Krieg. She taught us how to make our own journals! She had colored string, glue, cardboard, and paper for journals. First we folded special paper and made pockets in the covers. Next we put cardboard in the pockets to make it stronger. Finally we folded paper and tied it in with the colored string. Each grade made their own special journal. We used our journals to keep notes and drawings from our adventures this week. We all had a good time with


## Wednesday, on the road again...

### Fish Hatchery

By Todd Zahray

In the Fish Hatchery in Warrensburg, they have trout. Brook trout and rainbow trout are the only trout in the hatchery. The wild fish lay eggs and they take the eggs to the hatchery. The eggs are kept in trays to be hidden from the light.

There can be over 80,000 eggs. Once hatched, those that survive, will eat from their egg sac, and are called sac fries. They go from sac fries to fingerlings. These are small



*"I learned a lot about trout!"*

fish that need food because the sac is now gone. Then when they become two years old they are released into the local lakes. This is a really interesting place!


## Grandmother's Tree

### Grandmother's Tree

By Samantha Ruger

We learned about the history of the Grandmother tree at the Pack Forest by Warrensburg. It is very gigantic and it got hit by lightning twice. You can see a white part

where it got hit by lightning. It's very wide and it had a fence around it, and a sign that says "Grandmother Tree". We sang a song to the tree, written by Peggy Lynn. It is over 300 years old and it lives in the Pack Forest, which is state land, so no one can cut her down. She still lives!




## Back at school....

### Animals of the Adirondacks

By Bryce Mitchell

On Thursday we heard an animal lady named Beth Bidwell talk about wild animals that live in the Adirondacks. We saw a snapping turtle, a milk snake, a falcon, an owl, and a red-tailed hawk. These weren't just regular animals. They were animals that had been hurt and she nursed them back to health. The



animal lady, Ms. Bidwell, held up each one so we could see and study them. She told us about each one of them.

My favorite animals were the turtle and the milksnake. Did you know that the snapping turtle beak is so sharp that you can cut your finger, causing it to bleed? They spend a lot of time in the water. The milksnake got his name because people thought the snakes used to drink milk from the farmers cows, but really they just hung out in the barns because they

loved the mice that lived there. I learned a lot about these animals!

### Animals

By Dan King

Ms. Biddle showed us a snapping turtle, a milk snake, a falcon, an owl, and a hawk. She took them out of their cages. They looked cool. I learned that the hawk can shoot poop 10 feet away. The owl can turn his head 100 degrees, but not all the way around in a circle. My favorite was the falcon. It was a good time and I really liked the program.

## Heritage Concert, Thursday Evening

By Macie Smith

At the community concert Dan Duggan, Dan Berggren and Peggy Lynn and the K-5 students sang songs of nature. The song "Big Beams" was dedicated to Dick Merrill, a long time friend and supporter of our Heritage Week. K-5 went to Pack Forest and saw the Grandmother Tree, and then we sang a song about the tree. At the site, none of us could remember the words, but fortunately Andrew

Brown remembered the whole thing. Ms. Starling read a story about the Grandmother Tree. In the story, Margaret Woodward said she would rather have the tree than the pewter dishes her husband was going to buy her. It is also said that later she chained herself to the tree so no one could cut it down.

We had a fun time learning the song "Habitat." It was fun wearing masks. I think the concert went very well.

By Kenny Clawson

I like "The Worm Song" because I was the sow bug and I had to try to climb through a tube behind little kids who were worms. I liked "Head to Toe Healthy" because it is funny. It was fun to see the kindergarten and first graders be doctors. We had fun singing and signing with Dan, Dan and Peggy. We hope you enjoyed the concert too!

## Read any good books lately?

Keep your brain in shape this summer...pick up a good book to read!

**Babymouse.** Holm, Jennifer L.  
**The Boxcar Children Mysteries.** Warner, Gertrude Chandler  
**Bunnicula.** Howe, Deborah and James  
**Chet Gecko Mysteries.** Hale, Bruce  
**Chronicles of Narnia.** Lewis, C.S.

**Cobble Street Cousins.** Rylant, Cynthia  
**Disney Fairies Series.** (various authors)  
**Fairy Realm.** Rodda, Emily  
**Horrible Harry.** Kline, Suzy  
**Magic School Bus.** Cole, Joanna  
**Martin Bridge Series.** Kerrin, Jessica Scott

**Matt Christopher Sports.** Christopher, Matt

**Melvin Beederman, Superhero.** Trine, Greg  
**Judy Moody.** McDonald, Megan.  
**Ramona.** Cleary, Beverly  
**Shredderman.** Van Draanen, Wendelin  
**Sly the Sleuth.** Napoli, Donna Jo  
**Spiderwick Chronicles.** DiTerlizzi, Tony  
**Time Warp Trio.** Scieszka, Jon

## INDIAN LAKE CENTRAL

28 W. Main St.  
Indian Lake, New York 12842

Phone: 518-648-5024

Heritage Week allows our students, K-5 to learn about their local history and their local natural history. We appreciate the opportunity to share with them the treasures of the Adirondack Park, that they may appreciate where they live. Thank you for your support!



Summer Reading is grrrrreat!



## Wild Center in Tupper Lake

**By Sydney Benton**


On Friday, June 19, 2009, we went to the Wild Center, in Tupper Lake. There were signs that tell what the habitat is and what kind of animals live there. We went to a lot of different places, but my favorite place was the otter exhibit.

One funny part is when we went to a machine that makes smells. One smell was pine cones but another was a mink.

We took a trail later on and tried to find things in their natural setting, like turtles, fish, and different kinds of flowers.

There was even a play ground with all natural things, like logs for balance beams, and long branches that made a lean-to and a little house. It

was very creative. We had fun at the Wild Center!



**By Reece Howard**

At the Wild Center we saw many interesting things. We saw otter as they played, and fish like brook trout that we saw at the Hatchery on Wednesday. We went on a hike and got to see fish and turtles in the pond with the water lilies. There was a cool playground. I kept building a teepee that had been started. I liked studying everything at the Wild Center.